

MyoSTIM
bioelectric treatment of erectile dysfunction

ED

www.erecstim.com

info@erecstim.com

THE PROBLEM

- Over 2.15 Billion men worldwide suffer from some level of erectile dysfunction with ***no available cure***
- ED affects up to ***50% of men age 40 -70***
- Nearly \$5B spent annually on ED drugs that have adverse side effects, high costs and provide ***only temporary relief***



THE CURRENT SOLUTIONS

OPTIONS

**Oral Medication,
Injection, Cream,
Suppository,
Testosterone
Replacement**



STRENGTHS

- Easy to get RX
- Non-Invasive
- Lasts Hours
- Temporary Fix for ED

WEAKNESSES

- Pain
- Numbness
- Difficulty Sleeping
- Sensitivity to Light
- Priapism

**Use Platelet Rich
Plasma (PRP) with
Umbilical Cord
Stem Cells**



- Safer, Less Invasive and Less Expensive Than Surgical Procedures
- Greater Stamina and Firmer Erections
- Improved Blood Flow to Penis

- Bruising
- Allergic Reaction on Site
- Pain from Injection Site
- Sensitivity

**Low-Intensity
Extra-Corporeal
Shockwave
Therapy (LI-ESWT)**



- Less Invasive and Less Expensive Than Surgical Procedures
- Improved Blood Flow to Penis

- Can Last Less Than a Few Months
- Expensive
- Treatments Can Be Painful
- Not Clinically Available in Most Locations

THE RIGHT SOLUTION:

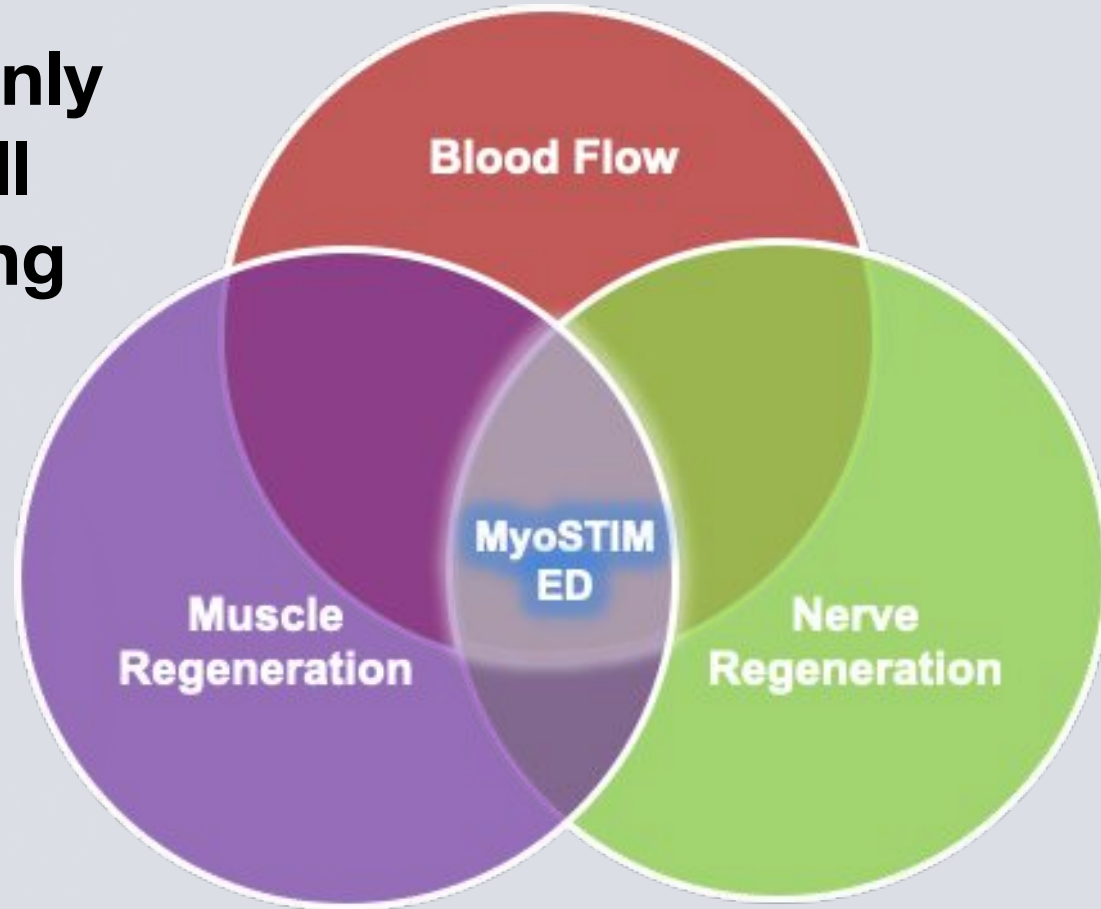
MyoSTIM ED
bioelectric treatment of erectile dysfunction



THE RIGHT SOLUTION

MyoSTIM ED is the only therapy to address all three major underlying causes of ED:

- 1. Lack of Blood Flow**
- 2. Deteriorated Muscle**
- 3. Damaged Nerves**



THE RIGHT SOLUTION:

MyoSTIM **ED**
bioelectric treatment of erectile dysfunction

BIOELECTRIC SIGNALING THERAPY



INDICATIONS

- Safer, Non-Invasive, Less Expensive Than Surgical Procedures
- Greater Stamina and Firmer Erections
- Improved Blood Circulation of the Penis
- In-Clinic and At-Home Treatments
- Sustained Treatment Effects

- **The Goal of MyoSTIM ED:** To treat all the underlying causes of ED in as little as 4 weeks of treatment. Sustained benefit and durability without further treatment proven for at least 3 months.
- **MyoSTIM ED** uses an FDA 510K market-cleared bioelectric stimulator to deliver 6 pre-programmed signals via easy-to-apply surface electrodes. The precise signals stimulate improved blood supply and stem cell homing to induce both muscle and nerve regeneration for improved sexual performance.



Precise Bioelectric Signaling of Pro-Regenerative Proteins



Stem Cell
Homing



Nerve
Regeneration



Muscle
Regeneration



Improved
Blood Supply



DNA Repair &
Anti -Aging

Patent-pending precision bioelectric signals control release of natural proteins that enable erectile dysfunction recovery.

THE **SCIENCE**: ErectiStim Plus



20+ patented or patent-pending bioelectric signaling sequences for organ and tissue regeneration and recovery

Includes pending patents on:

- Stem cell homing signal
- Bioelectric inflammation management signaling sequences
- Follistatin muscle regeneration signaling
- Nerve regeneration signaling
- Neuro modulation signaling
- 15+ component organ regeneration composition
- Combination bioelectric stimulator + micro infusion pump + organ regeneration composition

PROPRIETARY TECHNOLOGY

THE DATA:

PROVEN EFFECTIVE

5 Clinical Trials

>100 Patients

- Comparing VEGF Alone vs MyoStim 6-Signal Regimen for 4 and 8 Weeks
- Examining Durability of Benefit for 3 Months Post Treatment
- Examining Benefit to Post Prostatectomy Patients

MyoSTIM **ED**
bioelectric treatment of erectile dysfunction

MyoStim Trials

ED I: VEGF alone (4 wks)

ED II: VEGF vs MyoStim (4 wks)

ED III: MyoStim follow-up (3 mos)

ED IV: Myostim (8 wks)

ED V: MyoStim Prostatectomy (8 wks)

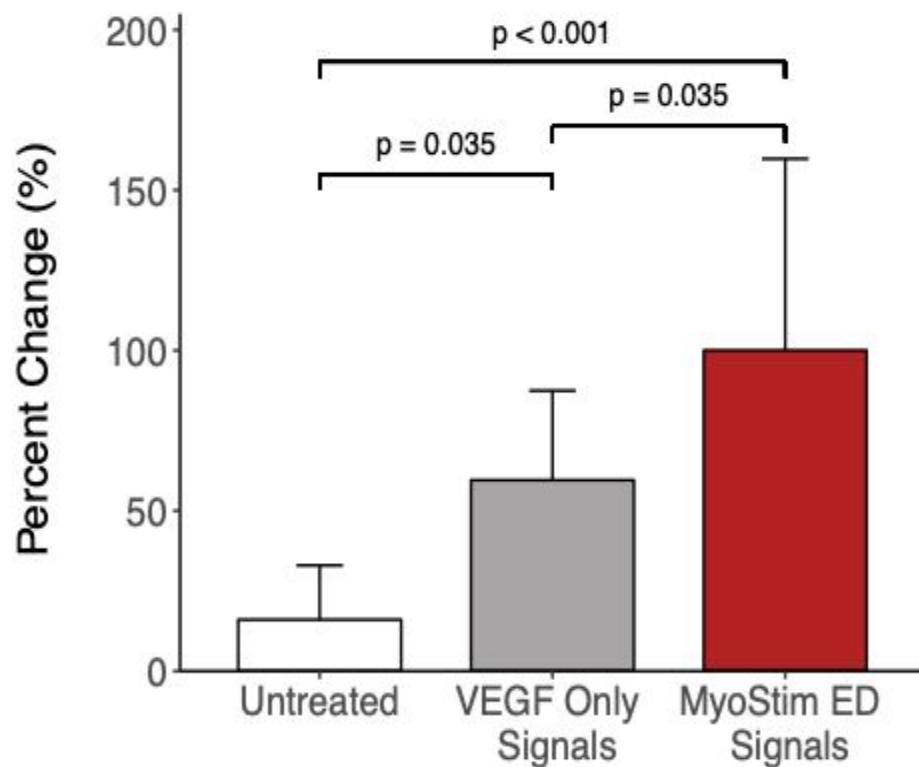
THE DATA:

Subject Characteristics: Means of All Five Studies n= 81 (another 25 in follow up)

	I	II	III	IV	V
Number	11	9	19	20	10
Age (yr)	59 ± 5	53 ± 3	53 ± 2	57 ± 2	61 ± 3
Race					
Caucasian	19 (86%)				
African	3 (14%)				
Previous Use of PDEI > 4 Weeks Washout					
Smokers n(%)	12 (15%)	1 (11%)	2 (11%)		
Testosterone Supplement	0 (0%)				
Baseline ED Score					
EHS	1.7 ± 0.1	1.2 ± 0.1	1.4 ± 0.1	1.3 ± 0.1	1.6 ± 0.2
IIEF-5	11 ± 1	10 ± 1	11 ± 1	10 ± 1	10 ± 1

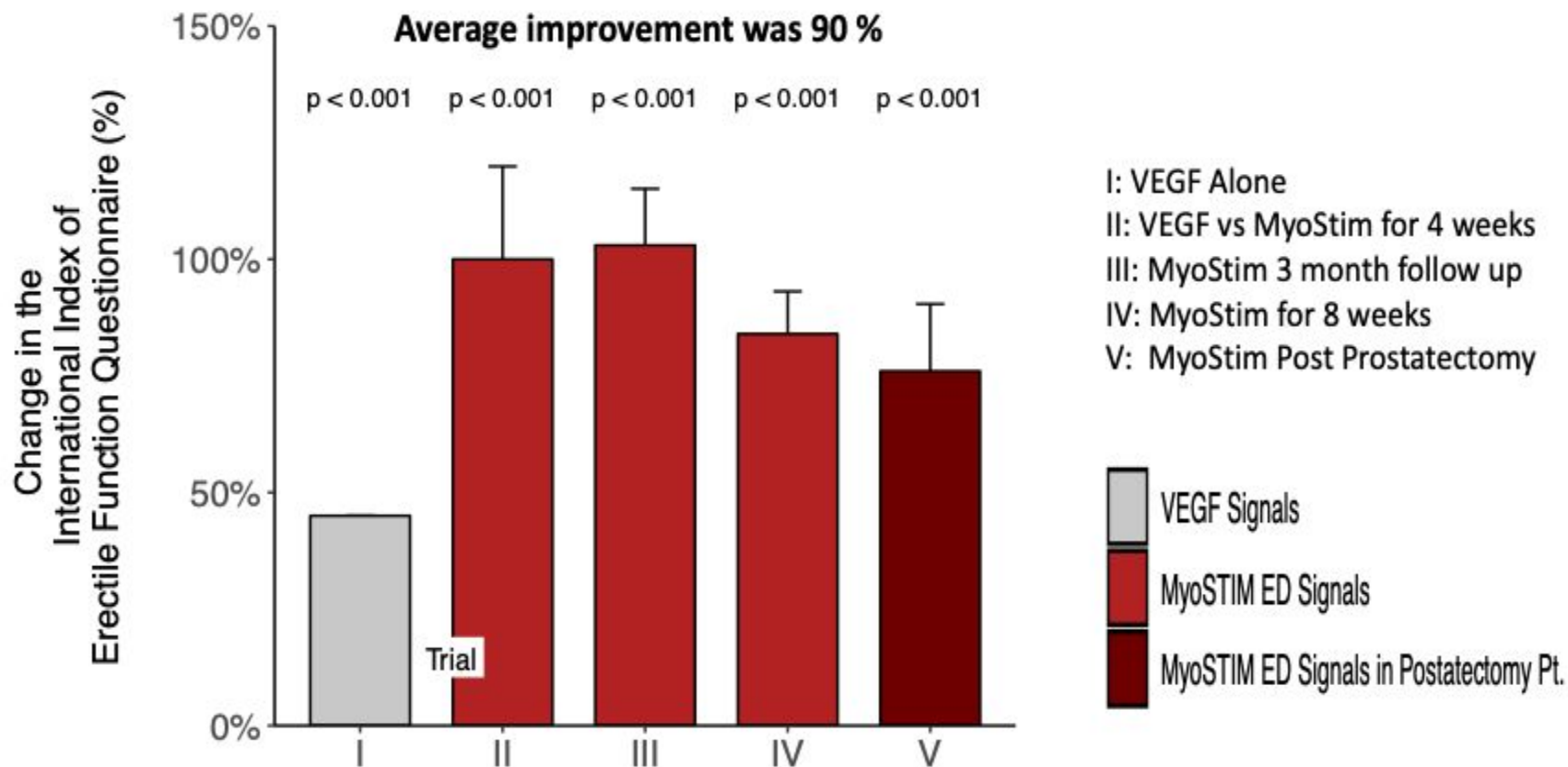
MyoStim ED II Study

International Index of Erectile Function Questionnaire



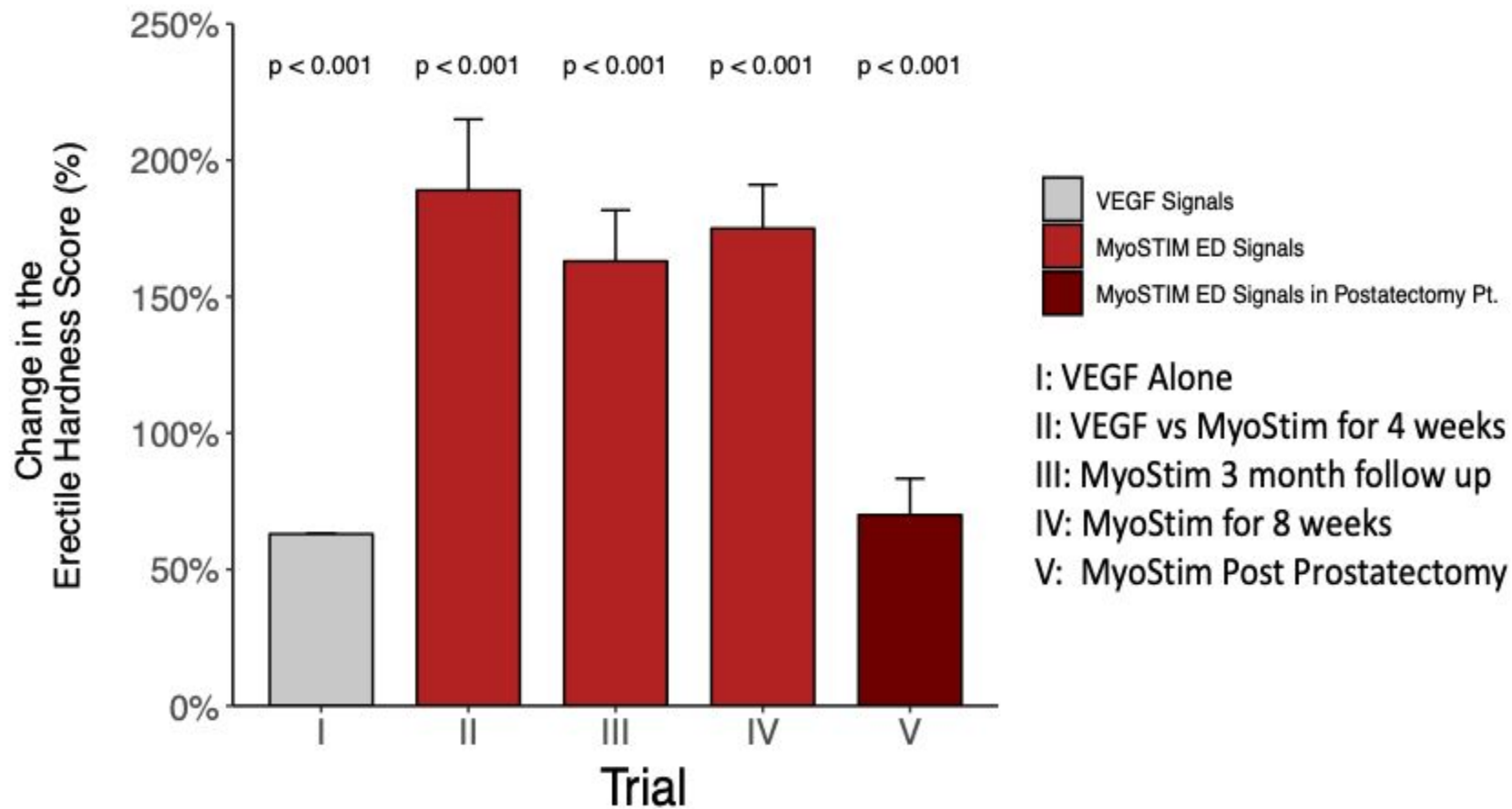
MyoStim ED

International Index of Erectile Function Questionnaire



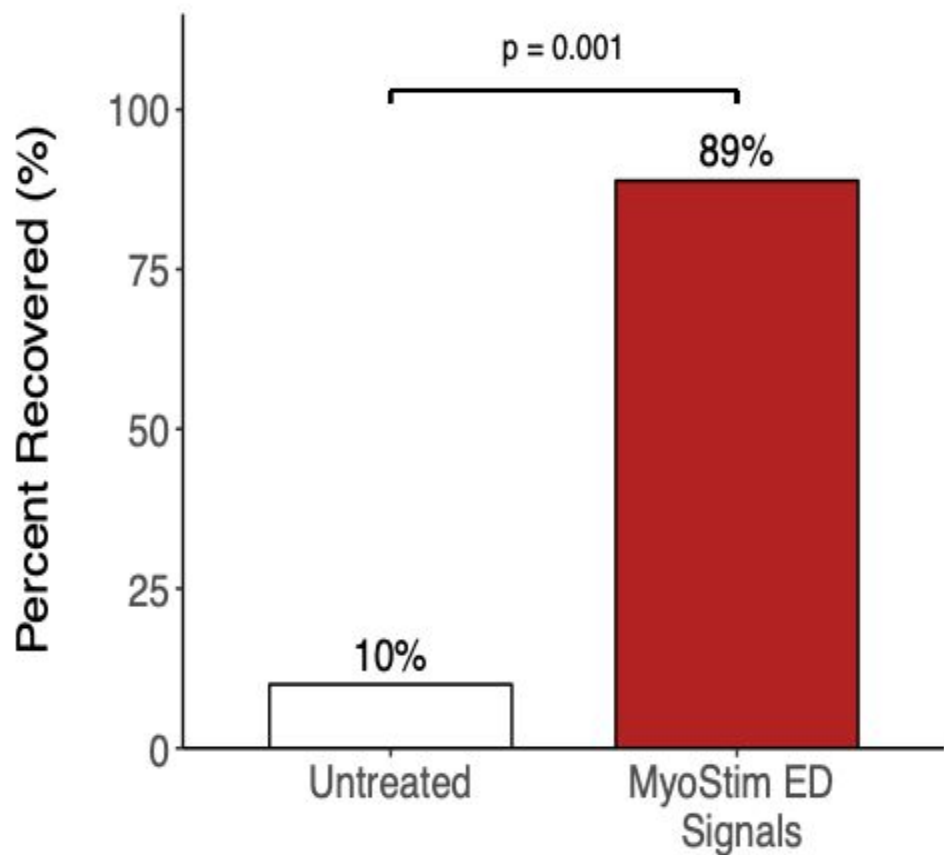
MyoStim ED

Erection Hardness Score

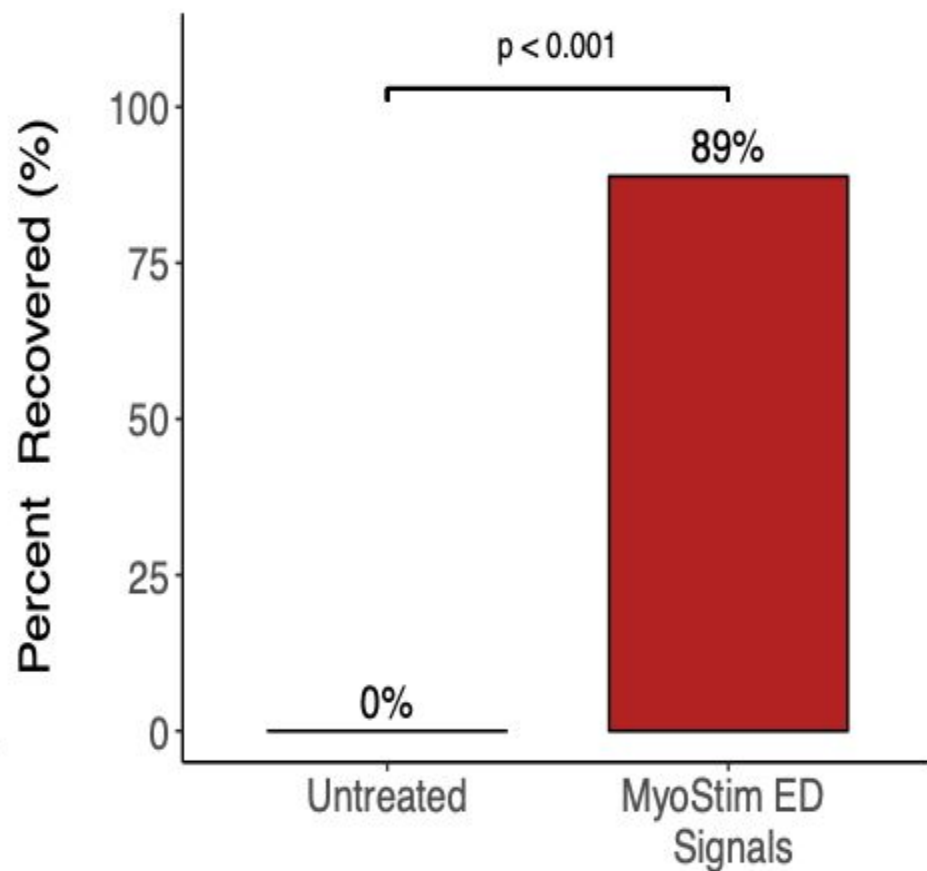


MyoStim ED II Study

Recovery of Morning Erection

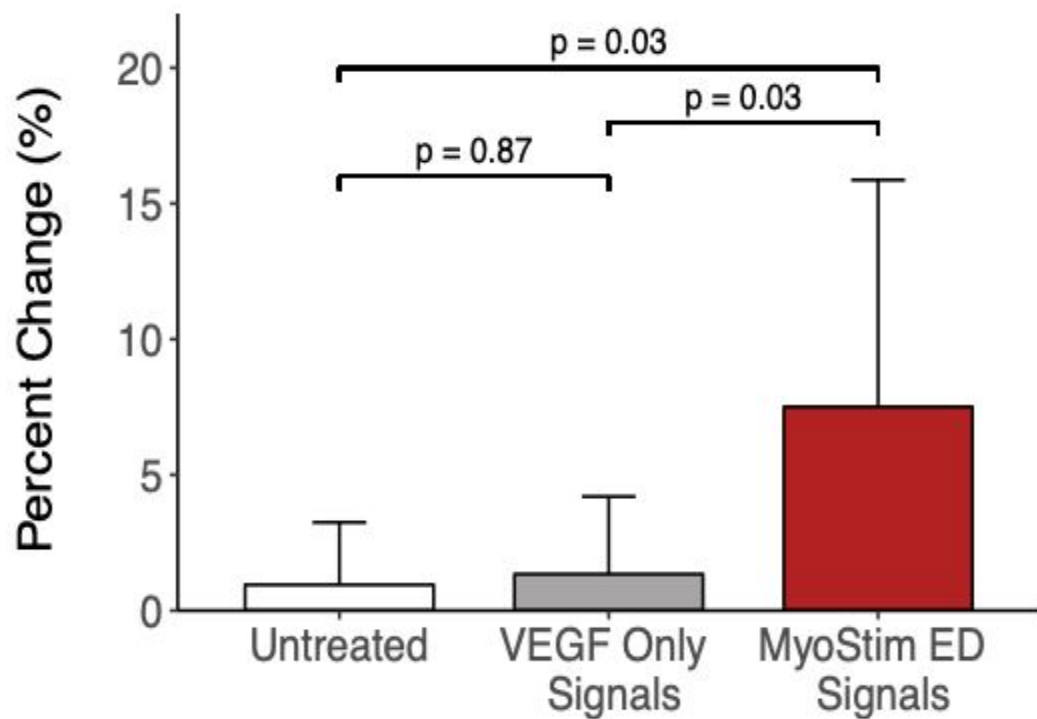


Recovery of Penis Enlargement



MyoStim ED II Study

Total Testosterone Level



Participants

10

10

9

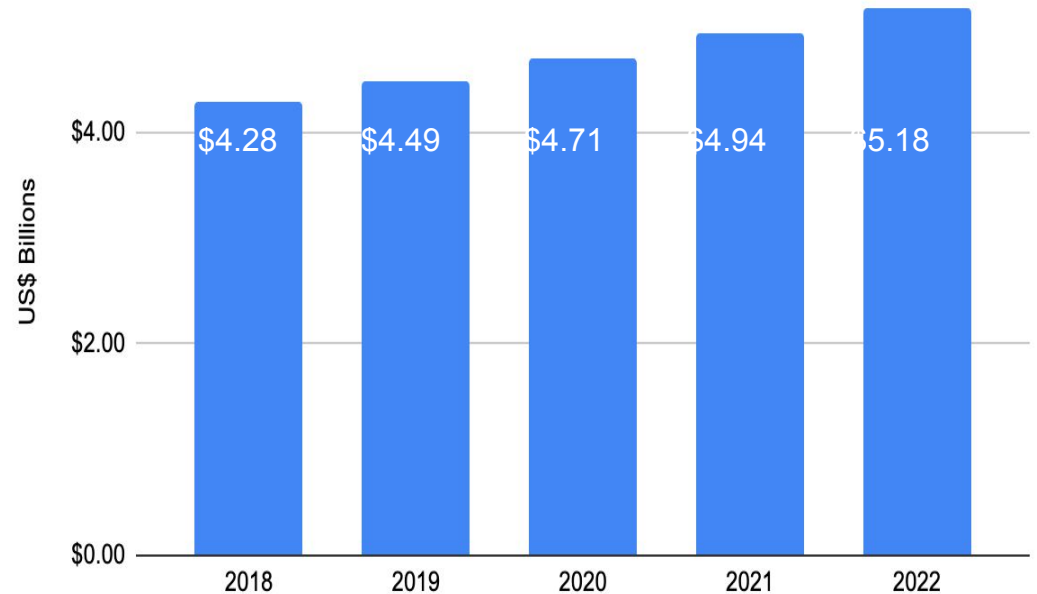
THE OPPORTUNITY

The global ED market continues to expand despite revenue declines from:

- Patent expiration of key drugs
- Side effects from existing drugs negatively affecting growth
- Proliferation of cost-effective counterfeit drugs

GLOBAL ED DRUG MARKET

GLOBAL ED DRUG MARKET GROWTH: 2018-2022



THE TEAM

MyoSTIM **ED**
bioelectric treatment of erectile dysfunction



Howard Leonhardt
Executive Chairman &
CEO, Co-Founder



Prof. Cristiane Carboni
Chief Scientific Officer



Dr. Leslie Miller
Chief Medical Officer



Alex Richardson VP
Engineering & Product
Development



Dr. Brett Burton
Director of R&D &
Startup Launch



Dr. Jorge Genovese
VP Bioelectric
Regeneration Research



Jeremy Koff VP
Strategic
Development



Brian Hardy
Director of
Marketing

THE PLAN

Five Phase II-III Clinical Trials
Over 100 Patients

Added Bioelectric Signals for
Improved Nerve Regeneration

Added Bioelectric Signals for
Improved Inflammation Management

Exit to Strategic Partner

Q1

Q2

Q3

Q4

2019

Q1

Q2

Q3

Q4

2020

THE NEXT STEP

OPPORTUNITY TO LEAD ED MARKET WITH BEST-IN-CLASS TECHNOLOGY

Premium Pricing Due to Better Results and Fewer Side Effects
= HIGHER GROSS PROFIT

20 YEARS PATENT LIFE FOR:

- Stem Cell Homing
- New Non-Leaky Blood Vessel Formation
- Muscle and Nerve Regeneration
- Inflammation Management

EXPAND THE MARKET:

- For Those Averse to Oral Treatments
- In-Clinic and At-Home Therapies
- Patents for Ultra Premium Product:
ErectiStim Plus - Highest Gross Margins for Treating Most Severe Cases

